

2023



2024 03 30



.....	2
.....	7
.....	12
.....	40
.....	60
.....	61
.....	80
.....	90
.....	91
.....	92



		2023 01 01 2023 12 31
		2023 12 31



7 0 2 5, # 1 1 2 \$ \$ a E ' 6 7 1 4 5 2 0 9 9 0 2 4; # 3 6 1

---

		1KHZ	KHZ	KHZ
		220KV	10KV	35KV
				110KV



		22 1	901-22
	901-26		

1 16

2022 11 30 16 [2022]31 16  
2023 1 1

2022 1 1 2023 1 1 16 16  
2022 1 1 16

16 18 2022 1

1

2021 12 31 516,267.10  
2022 12 31 1,639,389.70  
2021 12 31 516,267.10  
2022 12 31 1,639,389.70

2021 12 31 /2021  
20,454,813.39  
20,971,080.49  
1,923,571.87  
2,439,838.97

2022 12 31 /2022  
49,251,686.94  
50,891,076.64  
33,195,575.45  
34,834,965.15

1





1

LED

2022 6

2035

2025

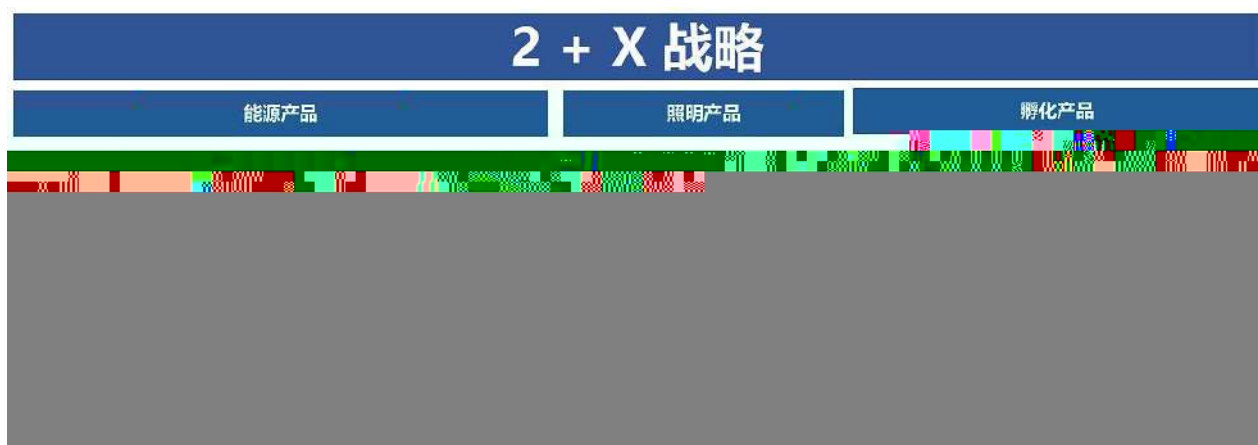
20%

: 2025


3.3



LED LED LED LED LED LED



1  
1



2

2

1



PTC

PDM

	PTC	PDM
267	19	29

IECQ QC080000:2017	ISO9001 2015	ISO14001 2015
	ISO/IATF16949 2016	

1

( )2023

		363,029.64	28.68%	20,932.27
	9.34%			20,095.83
16.97%		17,401.48	6.22%	
1		80,920.32	28.68%	78,097.90
	42.32%			85,029.76
66.64%		6,736.11	54.04%	
		81,171.31		3,913.69
2		56,468.40	25.05%	4.60%
22.34%	2.26			
3		14,843.93	42.11%	4,988.22
32.01%			2,046.41	
		5,948.02	47.11%	
		1,989.43	285.77%	
883.89		1,557.86		
4		17,401.48	6.22%	

1

1

3

2

59%

212,623.56

66.64%

10

0 1

3

2023

2024



	2023		2022		
	3,630,296,402.59	100%	2,821,093,173.37	100%	28.68%
	3,616,094,282.74	99.61%	2,805,880,541.11	99.46%	28.88%
	14,202,119.85	0.39%	15,212,632.26	0.54%	-6.64%
	2,626,562,073.28	72.35%	1,845,583,046.68	65.42%	42.32%
	811,713,123.66	22.36%	850,850,000.15	30.16%	-4.60%
	192,021,205.65	5.29%	124,660,126.54	4.42%	54.04%
1	2,649,018,066.53	72.97%	1,896,225,276.04	67.22%	39.70%
2	981,278,336.06	27.03%	924,867,897.33	32.78%	6.10%
	3,398,330,607.79	93.61%	2,645,739,527.17	93.78%	28.45%
	231,965,794.80	6.39%	175,353,646.20	6.22%	32.28%

2

10%

--	--	--	--	--	--	--

4

5

		2023		2022		
		1,881,571,614.58	90.73%	1,358,661,561.56	89.50%	1.23%
		76,309,476.79	3.68%	79,565,057.34	5.24%	-1.56%
		115,875,444.31	5.59%	79,890,728.68	5.26%	0.33%
		482,635,583.69	80.89%	512,813,130.51		



3



---

--	--	--	--	--



1

	2023		2023			
	668,465,225.85	12.62%	491,392,543.38	13.92%	-1.30%	
	1,209,868,554.55	22.84%	764,677,332.12	21.67%	1.17%	
	154,392,682.41	2.92%	77,882,882.79	2.21%	0.71%	
	483,234,889.44	9.12%	366,124,984.44	10.37%	-1.25%	
	18,771,831.00	0.35%	72,555,546.18	2.06%	-1.71%	
	904,632,615.35	17renBT				

	309,416,244.62	5.84%	3,162,420.25	0.09%	5.75%	
	1,969,098,851.45	37.18%	852,194,881.35	24.15%	13.03%	
	16,760,494.96	0.32%	0.00	0.00%	0.32%	2020 3
	49,636,350.00	0.94%	0.00	0.00%	0.94%	

3

	2023 12 31		
	34,271,942.09		589.43 2024 2
	102,881,638.95		
	88,990,640.00		
	24,137,600.00		
	49,636,350.00		
	215,031,829.76		
	21,075,461.12		
	536,025,461.92		

1

	208,999,919.44	288,824,163.50	-27.64%

2

3

--	--	--	--

				169,253,619.08	169,253,619.08		42.31%	0.00	0.00		20230113	< >
				3,960,600.36	3,960,600.36		0.65%	0.00	0.00		20241031	
	--	--	--	173,214,219.44	173,214,219.44	--	--	0.00	0.00	--	--	--
												2023-003
												2023-125

4

1





	2023 12 23

	--	166,209.84	163,109.03	32,908.85	69,463.85	0	0	0.00%	93,964.91	--	0
1	[2020]1628	19						39,257,125			
	468,314,215.93		2020 9 24								
	[2020]518Z0037					2					
2020	46,923.41										
2	[2022]2414	2023 08						A 89,671,636		13.19	
		1,182,768,878.84						19,992,740.95			
	1,162,776,137.89		2023 08 04								
								[2023]518Z0116		4	
		3								22,540.44	
		93,964.91						49,000			
	7,964.91	37,000									

2

	1



				2,714.48		284.48
	2023	08	28		5	
						12
				2023	12	31

			500,000,000.00	1,336,003,974.08	536,290,413.24	1,556,640,099.39	42,432,379.11	41,259,873.46
			120,000,000.00	945,223,348.36	373,438,051.69	1,354,990,427.73	100,541,220.65	93,040,442.61

2+X

2024

2024

									21,636.75
	40.32%								
		2023	12		0.6-1.2			2024	3
28	612.11			1.56%	7,668.37				
	<b>ESG</b>								
2024	ESG			ESG					
					ESG				





2023 02 15						2023 02 17

2023 02 23

2023  
02 23

1

4

12

10



1

2023		41.91%	2023 02 03	2023 02 04	2023 2023
2022		42.68%	2023 04 19	2023 04 20	2022 2022 2022 2022 2022 2023 2023 2023 2022 2022 2023 2023
2023		43.09%	2023 06 21	2023 06 22	
2023		36.31%	2023 09 14	2023 09 15	2023 2022





2

1

2008 1966 EMBA 1988 1999

2009 1967 EMBA 1988 20  
1999

1963

2021 11 2004 2021 10

1977

1971

2

1966 1988  
2002

1971 PMC 2006 -2013 2021 8 EHS

1963 40 1981

2007

3



---

			2020 12 07		
			2020 05 19		
			2022 06 29		
			2007 11 01		

3

--	--



---

--	--	--	--

3

4

1

--	--	--	--	--	--	--	--

2022

2022

2022

2023 5 03  
23

2023

5

2022



				2023			
					2023		
					2023		
					2022		
			2023 03 23		2022		
					<2022 2023 2023 >		
					2022		
			2023 06 05		2022		
			2023 08				

---

			28	2022 2023			
--	--	--	----	--------------	--	--	--

2022

2023 10  
10

		,		
2023 08 09		,		
2023 12 21		,		

	10
	2,765
	2,775

2

3

2023

TT

4

	3, 215, 568
	65, 784, 733. 00

	2023 03 28		2023 04 19
2022	2022	2022	301, 946, 455
2022	294, 500. 00	301, 651, 955. 00	10
2. 50		75, 412, 988. 75	
	2023 05 16		


10	0
10	3
	385, 117, 591
	115, 535, 277. 30
	0. 00
	115, 535, 277. 30
	186, 727, 615. 25
	100%
20	

---

2023	02	27		2023					
		2023				187		189.20	
6	2023	03	28						2022
							2022		
7	2023	04	19	2022				2022	
				2023	05	04			
		29.45				30.15			
8	2023	06	05						2022
							2022		
							2022		

---

									55,00	16,50	90,00	8.41	128,5
									0	0	0		00



1

	2024 03 30	
	<a href="http://www.cninfo.com.cn">http://www.cninfo.com.cn</a>	
		100.00%
		100.00%
	1	1
		"
	2	2
	3	3
	1 10% 1% 2	1 10% 2
	10% 1%	10% 1%
	3 5%	3 5%
	0.5%	0.5%
		0
		0
		0
		0




1




				2017 12 29		
				2017 12 29		
			1	2017 12 29		

			2			
				2017 12 29		
		1		2017 12 29		
		2				









--	--	--	--	--	--

2023

2021 2023	2021 01 01	2023 12 31	1,800	2,505.71		2020 09 01	2020-070

1		2021	2022	2023		
			1,800			
2	1,710				95%	30
1		1,875	=			÷
		×				
2		2,400	32%			
					÷	
×						
3	1,890				5%	30
1		1,875			=	
-		÷		×		
2		2,400	32%			
		=			÷	
×						

2021 -

18,000,000.00

7,057,050.51

30

---

	16		18		2022	1
1						
			2021	12	31	516,267.10
	516,267.10		2022	12	31	1,639,389.70
	1,639,389.70					

2021 12 31 /2021

2021 12 31 /2021

					2023 2 2
					2023 7 14
					2023 9 26
NET ELECTRIC S. DE R.L. DE C.V.					2023 6 13

NET ELECTRIC REAL E93 3595 53.52 3:





---

--	--

4

5

6

7

1      2023   03   09

2.5




9	DEG	KUNCL UTAMA SDN BHD		Lot 47, Lorong Jala 14/KS10 Telok Gong, 42000, Port Klang Selangor	36,094	2020.01.15- 2024.04.30
---	-----	------------------------	--	--	--------	---------------------------

10%



10%

2



---

	2023 03 30	60,000	2023 06 26	1,000						
--	---------------	--------	---------------	-------	--	--	--	--	--	--

2023  
03 30 60,000

	2023 03 30	60,000								
	2023 03 30	80,000								
	2023 03 30	20,000								

---

		28,500	8,350	0	0
		10,500	0	0	0
		20,000	20,000	0	0
		37,000	37,000	0	0

1

	18,758,328	6.27%	92,671,636			2,015,760	90,655,876	109,414,204	27.96%
1									
2			17,740,710				17,740,710	17,740,710	4.53%
3	18,758,328	6.27%	72,277,401			2,015,760	70,261,641	89,019,969	22.75%
			56,176,569				56,176,569	56,176,569	14.36%
	18,758,328	6.27%	16,100,832			2,015,760	14,085,072	32,843,400	8.39%
4			2,653,525				2,653,525	2,653,525	0.68%
			2,653,525				2,653,525	2,653,525	0.68%
	280,562,127	93.73%				1,343,360	1,343,360	281,905,487	72.04%
1	280,562,127	93.73%				1,343,360	1,343,360	281,905,487	72.04%
2									
3									

---

	299,320,455	100.00%	92,671,636			-672,400	91,999,236	391,319,691	100.00%



2

	3,000,000	1,211,000	718,500	4,211,000		

2022

17

89,671,636

89,671,636





		1.41%	5,534,495	5,534,495	5,534,495	0		0
		1.36%	5,307,050	5,307,050	5,307,050	0		0
		1.31%	5,113,997	4,836,997	4,836,997	277,000		0
120		1.03%	4,048,522	4,048,522	4,048,522	0		0
3	10							

			2,899,817		2,899,817
			2,580,106		2,580,106
			2,270,000		2,270,000
			2,181,936		2,181,936
			2,050,000		2,050,000
			1,927,900		1,927,900
			1,927,900		1,927,900
10	10 10	10 100%		10	
10				1,927,600	
	4				



		/			
		0	0.00%	11,372,251	2.91%
		0	0.00%	6,335,441	1.62%

---

		0	0.00%	5,113,997	1.31%
--	--	---	-------	-----------	-------

120

		0	0.00%	4,048,522	1.03%
--	--	---	-------	-----------	-------



- 
- 4 80%
- 
- 5 10%
- 
- 6
- 

2023	12	2,727,273	0.70%	6,000-			
23		5,454,545	1.39%	12,000	12	0	0.00%





	2024 03 28
	[2024]518Z0304

1

2023	12	31	17	9	48,323.49	9.12%
					2,077.96	

2

1

2

3

2023

1

2

3

4



---

	33,697,901.99	16,703,970.94

	22,105,415.99	9,585,281.27
	88,462,132.08	68,887,419.49
	37,328,272.06	12,977,769.96
	72,617,626.69	48,546,568.44
	959,250.00	
	18,220,292.33	8,252,628.05
	62,688,112.88	174,450,163.11
	1,920,022,123.50	1,689,588,928.24
	196,025,560.00	6,282,960.00
	6,896,342.64	7,309,669.48
	53,777,677.79	29,448,365.43
	14,147,820.63	34,834,965.15
	270,847,401.06	77,875,960.06
	2,190,869,524.56	1,767,464,888.30
	391,319,691.00	299,320,455.00
	1,969,098,851.45	852,194,881.35
	33,771,560.00	22,380,000.00
	-479,581.82	-1,940,039.96
	134,607,288.30	129,179,351.51
	632,276,922.01	503,601,106.33
	3,093,051,610.94	1,759,975,754.23
	12,333,666.85	1,610,714.26

	3,105,385,277.79	1,761,586,468.49
	5,296,254,802.35	3,529,051,356.79

2

	2023 12 31	2023 1 1
	150,642,983.18	169,704,309.70
	201,285,489.24	
	42,147,560.00	247,133,951.06
	513,403,069.73	328,005,618.15
	151,890,538.62	

---

	1, 587, 359, 035. 50	1, 043, 765, 723. 21
	3, 782, 714, 573. 25	2, 256, 374, 291. 04

	3, 782, 714, 573. 25	2, 256, 374, 291. 04
--	----------------------	----------------------

3

	2023	2022
	3, 630, 296, 402. 59	2, 821, 093, 173. 37
	3, 630, 296, 402. 59	2, 821, 093, 173. 37
	3, 338, 047, 879. 48	2, 621, 160, 394. 84
	2, 819, 335, 294. 55	2, 254, 651, 309. 77
	17, 779, 618. 71	14, 015, 401. 30
	96, 557, 341. 86	77, 374, 813. 34
	205, 705, 478. 44	155, 823, 229. 97
	185, 737, 543. 58	126, 257, 381. 12
	12, 932, 602. 34	-

	227,280,621.98	199,717,584.07
	2,788,371.46	3,253,616.80
	3,352,069.19	2,714,781.87
	226,716,924.25	200,256,419.00
	9,247,747.24	8,522,958.07
	217,469,177.01	191,733,460.93
1.	217,469,177.01	191,733,460.93
2.		
1.	209,322,741.22	191,446,900.30
2.	8,146,435.79	286,560.63
	1,460,458.14	2,664,060.59
	1,460,458.14	2,760,042.43
1.		

4

	2023	2022
	1,318,139,232.06	813,940,348.08
	1,230,567,820.16	781,835,312.50
	930,503.11	247,101.12
	2,835,769.46	3,717,717.56

2.		
3.		
4.		
5.		
1.		
2.		
3.		
4.		
5.		
6.		
7.		
	36,186,245.29	39,210,935.49

5

	2023	2022
	3,185,674,291.66	

---

	234,158,505.50	155,753,117.05
	3,133,146,764.41	2,105,746,930.52

---

	1, 229, 671, 350. 60	689, 505, 611. 59
	-142, 719, 122. 36	-20, 616, 736. 57
	368, 497, 429. 00	325, 335, 000. 00
	79, 862, 658. 61	134, 576, 205. 58

---

	299, 320, 455. 00				852, 194, 881. 35	22,3 80,0 00.0 0	- 1,94 0,03 9.96		129, 179, 351. 51		503, 601, 106. 33		1,75 9,97 5,75 4.23	1,61 0,71 4.26	1,76 1,58 6,46 8.49

91,9	1,11	11,3	
99,2	6,90	91,5	1,46
36.0	3,97	60.0	
0	0.10	0	

4	- 1,07 0,50 0.00					- 13,7 44,9 40.0 0								12,6 74,4 40.0 0	12,6 74,4 40.0 0
								5,42 7,93 6.79		- 80,6 46,9 25.5 4			- 75,2 18,9 88.7 5	- 75,2 18,9 88.7 5	
1								5,42 7,93 6.79		- 5,42 7,93 6.79					
2															
3															









	299,3 20,45 5.00				863,5 51,40 4.85	22,38 0,000 .00			129,1 79,35 1.51	231,1 88,29 5.50		1,500 ,859, 506.8 6
	91,99 9,236 .00				1,120 ,050, 527.6 1	11,39 1,560 .00			5,427 ,936. 79	- 44,46 0,680 .25		1,161 ,625, 460.1 5

4	- 1,070 ,500. 00				- 7,314 ,430. 00	- 13,74 4,940 .00						5,360 ,010. 00
									5,427 ,936. 79	- 80,64 6,925 .54		- 75,21 8,988 .75
1									5,427 ,936. 79	- 5,427 ,936. 79		
2										- 75,21 8,988 .75		- 75,21 8,988 .75
3												



	296,3 20,45 5.00				836,2 01,91 6.68				123,2 97,71 1.19	257,1 23,09 1.33		1,512 ,943, 174.2 0
	3,000 ,000. 00				27,34 9,488 .17	22,38 0,000 .00			5,881 ,640. 32	- 25,93 4,795 .83		- 12,08 3,667 .34
										39,21 0,935 .49		39,21 0,935 .49

3,000 \_\_\_\_\_  
,000.  
00

27,34 22,38  
9,488 0,000  
.17 .00

7,969  
,488.  
17

										, 640. 32	65, 14 5, 731 . 32	59, 26 4, 091 . 00
1										5, 881 , 640.		



---

	63.00	1	9.27
	135,151,475.00		135,151,475.00
2020 8 4			
[2020]1628		39,257,125	
174,408,600.00		[2020]518Z0037	
2021 2 24			2021 03 12
2021		2019	
2019		8	
	10.245		

[2023]518Z0063

301,651,955.00

2022

31.83

[2023]518Z0083

301,970,255.00 sÄ

2022

2

2022 10

[2023]518Z0170

391,319,691.00

LED

2024 3 28

1

15

2023

2

12



3

4

A.

a

b

c

B.

a

b

c

A.

B.

C.

5



A.

B.

a

b

c

d

1

2

9

10

1

2

3

11

1

2

4

5

12

12

12

12



12

- A.
- B.
- C.**

6

- A.
- B.

- A.
- B.

22 -

- A.
- B.

12

1

2

14

1  
2

2

15

1  
2  
3  
4

12

1

2

4

16

11

17

1

2

3

4

5

18

1

A.

B.

C.

A.

B.

C.

D.

**3**

4

23

19

1

21

**1**

3

2

1

2

A.

B.

C.

D.

E.

23

24

	3

25

11

26

1

A.

B.

2

A

B.

C.

~~DATEVON: 18.01.2023, BIC: NAGC33HAN~~

a

b

c

;

,

3

4

2

28

1

2

3

4

5

6

29

**1**

**2**

/

30

31

1

32

/

**1**

A.

B.

A.

B.

**2**

A.

B.

A.

B.

**3**

A.

B.

12

4

27

			%	%
		2-6		16.67-50
		2-3		16.67-33.33

:

2

)

(



7

8

35

1



1

16

2022 11 30

16

[2022]31

16

2023 1 1

2023 1 1 16

16

2022 1 1 2023 1 1

16

16

2022 1

2022 12 31 /2022

2022 12

2.

1

2

3

1

--	--	--

---

- 0.33%

5,894,309.47      2024    2

27,705,053.38

672,579.24

2

	531,285,489.24	
	531,285,489.24	
	531,285,489.24	

3

1

	127,998,069.81	399,623,673.72
	127,998,069.81	399,623,673.72

2

		34,140,483.50
		34,140,483.50

3

		68,741,155.45
		68,741,155.45

4

1

1	1	1, 225, 634, 964. 17	776, 312, 473. 10
6		1, 197, 960, 778. 88	764, 665, 630. 80
7-12		27, 674, 185. 29	11, 646, 842. 30
1	2	11, 970, 643. 98	5, 281, 079. 02
2	3		163, 546. 10
3		65, 123. 95	
3	4	27, 300. 00	
4	5	37, 823. 95	
		1, 237, 670, 732. 10	781, 757, 098. 22

2

						121, 445 .00	0. 02%	121, 445 .00	100. 00%	
	1, 237, 6 70, 732. 10	100. 00%	27, 802, 177. 55	2. 25%	1, 209, 8 68, 554. 55	781, 635 , 653. 22	99. 98%	16, 958, 321. 10	2. 17%	764, 677 , 332. 12
	1, 237, 6 70, 732. 10	100. 00%	27, 802, 177. 55	2. 25%	1, 209, 8 68, 554. 55	781, 635 , 653. 22	99. 98%	16, 958, 321. 10	2. 17%	764, 677 , 332. 12
	1, 237, 6 70, 732. 10	100. 00%	27, 802, 177. 55	2. 25%	1, 209, 8 68, 554. 55					

---

6	1,197,960,778.88	23,959,215.55	2.00%
7-12	27,674,185.29	1,383,709.26	5.00%
1-2	11,970,643.98	2,394,128.79	20.00%
2-3			

	680,832,568.89	149,219,671.91	830,052,240.80	59.48%	16,601,044.82
	33,140,920.72		33,140,920.72	2.37%	662,818.41
	30,624,459.82		30,624,459.82	2.19%	612,489.20
	26,057,712.48		26,057,712.48	1.87%	521,154.25
	24,578,282.62		24,578,282.62	1.76%	1,040,562.13
	795,233,944.53	149,219,671.91	944,453,616.44	67.67%	19,438,068.81

5

1

	157,889,990.					
	47					

	1, 157, 265. 39			
--	-----------------	--	--	--

--	--	--	--	--

6

1

	309, 416, 244. 62	3, 162, 420. 25
	309, 416, 244. 62	3, 162, 420. 25

2

04 406. 68 D*IT13. 21 409. 08 Td[(04 406. 68	
--	--

5

7

	33,697,901.99	16,703,970.94
	33,697,901.99	16,703,970.94

1

1

	11,655,890.56	3,917,956.18
	798,291.81	3,154,511.20
	4,848,356.67	2,361,324.36
	11,841,296.85	3,936,077.11
	7,815,477.92	5,836,537.27
	36,959,313.81	19,206,406.12

2

1 1	30,147,779.07	16,591,376.13
6	30,147,270.20	15,410,278.98
7-12	508.87	1,181,097.15
1 2	5,124,527.23	240,600.00
2 3	128,926.09	912,919.70
3	1,558,081.42	1,461,510.29
3 4	27,020.50	
4 5	94,509.69	
5	1,436,551.23	1,461,510.29
	36,959,313.81	19,206,406.12

3

4



---

	4,743,862.56	24.24	
	1,626,112.06	8.31	
	1,522,500.00	7.78	
	1,439,853.04	7.36	
	1,309,150.44	6.69	
	10,641,478.10	54.38	

9

1

--	--	--	--	--	--	--

3

10

	74,589,610.00	24,788,082.27
	42,562,392.57	27,266,857.37
	1,363,633.42	9,140,305.45
	392,759.86	1,087,492.16
	1,951,836.90	2,920,000.00
	120,860,232.75	65,202,737.25

11

1

	49,636,350.00		49,636,350.00		
	0		0		
	49,636,350.00		49,636,350.00		
	0		0		

--	--	--	--	--

12

--	--	--	--	--	--	--	--

	31,000,00 0.00	31,000,00 0.00						
	31,000,00 0.00	31,000,00 0.00						

--	--	--	--

--	--	--	--	--	--	--

13

	72,55 5,546 .18				- 3,763 ,518. 02					50,02 0,197 .16	18,77 1,831 .00	50,02 0,197 .16

			, 518. 02				. 16		. 00	. 16
--	--	--	--------------	--	--	--	------	--	------	------

9q418q56. 904 232

028 16	18, 771, 831 . 00	50, 020, 197 . 16	5	4% 58% -10. 62% 7. 92% 12. 68%	0% 7. 90% 12. 68%	0%	
028 16	18, 771, 831 . 00	50, 020, 197 . 16					

	904, 632, 615. 35	784, 386, 947. 63

--

904, 632, 615. 35

784, 386, 947. 63

		837.74	45,768,376.38
		,046.34	147,677,374.09
3		,180.57	200,437.05
3.		,398.92	12,965,160.32
		,398.92	12,965,160.32
4.		,538.80	1,183,041,472.85
1.		,349.87	217,973,498.02
2.		,404.23	68,336,137.38
		,944.89	68,380,728.32
2		,540.66	-44,590.94
3.		,574.80	7,900,777.90
		,574.80	7,900,777.90
		,179.30	278,408,857.50

-	124,470,983.53	

15

	313,368,902.36	210,926,693.59
	313,368,902.36	210,926,693.59

1

	151,781,516. 75		151,781,516. 75		
2020	66,948,936.9 2		66,948,936.9 2	196,100,832. 82	196,100,832. 82
	41,686,386.0 1		41,686,386.0 1		
2022	37,566,525.9 0		37,566,525.9 0		
PACK	13,125,897.5 9		13,125,897.5 9		

---

--	--	--	--	--	--	--	--	--	--	--	--	--

2022

1.	7,039,715.60	3,353,601.18	10,393,316.78
2.	11,267,537.25	1,567,926.69	12,835,463.94
1	11,267,537.25	1,567,926.69	12,835,463.94
3.	2,723,806.41	4,921,527.87	7,645,334.28
1			
1	2,723,806.41	4,921,527.87	7,645,334.28
4.	15,583,446.44		15,583,446.44
1.			
2.			
1			
3.			

2.	1,567,532.91	1,166,930.00		5,334,995.28	8,069,458.19
1	1,567,532.91	1,166,930.00		5,334,995.28	8,069,458.19
3.					
1					
4.	9,041,068.55	6,709,847.50		32,565,141.56	48,316,057.61
1.					

2



19

	2,249,153.93	1,435,307.47	1,118,031.30	11,330.99	2,555,099.11
	2,249,153.93	1,435,307.47	1,118,031.30	11,330.99	2,555,099.11

20 /

1



	15,724,687.48	48,652,081.30		50,891,076.64
	15,724,687.48	14,147,820.63		34,834,965.15

4

		31,775,139.81	57,604,681.93
		2,723,547.33	10,961,119.85
		11,295,066.80	8,933,182.16
		28,433,568.72	8,178,332.40
		1,086,315.25	
		75,313,637.91	85,677,316.34


5

2024		5,547,047.09	
2025		7,556,856.06	
2026	5,214,820.73	13,736,381.71	
2027	10,466,104.98	30,764,397.07	
2028	16,094,214.10		
	31,775,139.81	57,604,681.93	

21

	38,731,296.82		38,731,296.82	5,819,677.17	5,819,677.17
	50,377,816.50		50,377,816.50		
	11,428,571.43		11,428,571.43	11,428,571.43	11,428,571.43
				10,335,000.00	10,335,000.00
	3,601,450.69		3,601,450.69		
	104,139,135.44		104,139,135.44	27,583,248.60	27,583,248.60

22



24

	16,760,494.96	
	16,760,494.96	
	16,760,494.96	

25

	199,909,741.69	209,895,411.54
	199,909,741.69	209,895,411.54

0.00

---

	959,250.00	
	71,658,376.69	48,546,568.44
	72,617,626.69	48,546,568.44

1

	959,250.00	

1

2

1



29

1

	68,887,419.49	395,307,574.83	375,732,862.24	88,462,132.08
-		13,162,100.31	13,162,100.31	
	68,887,419.49	408,469,675.14	388,894,962.55	88,462,132.08

2

1	68,887,419.49	365,759,637.41	346,184,924.82	88,462,132.08
2		19,448,775.62		
3			5,513,302.78	
		5,216,593.39	5,216,593.39	

---

	23,119,484.48	4,538,731.55
	120,993.98	62,734.43
	725,914.12	694,916.37
	334,981.13	

33

1

	206,182,494.47	6,282,960.00
	-10,156,934.47	
	196,025,560.00	6,282,960.00

2023 07 11

40,000.00

2021 08 06

2



		[2023]518Z0147			
	390,865,891.00				
6.		2023			
			2023	10	10
	37.40				
[2023]518Z0156					391,239,891.00
7.		2022			
				7.98	
		[2023]518Z0170			
	391,319,691.00				

37

	827,859,517.69	1,098,931,388.89	7,314,430.00	1,919,476,476.58
	24,335,363.66	28,433,568.72	3,146,557.51	49,622,374.87
	852,194,881.35	1,127,364,957.61	10,460,987.51	1,969,098,851.45

38

	22,380,000.00	25,136,500.00	13,744,940.00	33,771,560.00
	22,380,000.00	25,136,500.00	13,744,940.00	33,771,560.00

2023 2 10

3,000,000.00

25,136,500.00

25,136,500.00

2023 6 11

718,500.00

13,744,940.00

39

	-	1,460,458				1,460,458		-
1,940,039	.96	.14				.14		479,581.8
								2
	-	1,460,458				1,460,458		-
1,940,039	.96	.14				.14		479,581.8
								2
	-	1,460,458				1,460,458		-
1,940,039	.96	.14				.14		479,581.8
								2

40

	85,694,523.41	3,618,624.53	89,313,147.94
	43,484,828.10	1,809,312.26	45,294,140.36
	129,179,351.51	5,427,936.79	134,607,288.30

10

50%

41

	503,601,106.33	377,299,937.35
	503,601,106.33	377,299,937.35
	209,322,741.22	191,446,900.30
	3,618,624.53	3,921,093.55
	1,809,312.26	1,960,546.77
	75,218,988.75	59,264,091.00
	632,276,922.01	503,601,106.33

1			0.00
2	0.00		
3	0.00		
4		0.00	
5	0.00		

42

	3,616,094,282.74	2,807,934,997.43	2,805,880,541.11	2,243,324,186.59
	14,202,119.85	11,400,297.12	15,212,632.26	11,327,123.18
	3,630,296,402.59	2,819,335,294.55	2,821,093,173.37	2,254,651,309.77

	1	2		
	3,630,296,402.59			

---

	3,630,296 ,402.59						3,630,296 ,402.59	
	2,649,018 ,066.53						2,649,018 ,066.53	
	981,278,3 36.06						981,278,3 36.06	

0.00

0.00

0.00

--	--	--

43

	5,158,290.28	4,426,472.88
	4,294,794.04	3,843,776.52
	4,371,719.69	3,658,741.36
	1,660,334.67	716,130.09
	2,272,602.95	1,369,577.02
	21,877.08	703.43
	17,779,618.71	14,015,401.30

44

	96,455,347.04	88,155,264.53
	16,943,783.57	19,099,806.11
	21,769,458.24	16,668,303.37
	28,433,568.72	7,969,488.17
	17,372,301.15	10,982,549.14
	13,916,486.86	4,698,355.01
	10,814,532.86	8,249,463.64
	205,705,478.44	155,823,229.97



48

	18,999,222.41	20,999,812.63
	2,967,327.64	6,800,610.38
	16,031,894.77	14,199,202.25
	6,908,001.00	104,157.09
	25,907,223.41	21,103,969.72

49

	1,285,489.24	
	-16,760,494.96	
	-15,475,005.72	

50

	-3,552,046.61	-5,442,476.28
	-575,000.00	851,133.41
	7,672,020.28	385,910.20
		645,710.36
	3,544,973.67	-3,559,722.31

51

	-10,921,571.19	-3,178,477.20
	-751,903.26	-624,286.62
	-11,673,474.45	-3,802,763.82

52

	-16,646,435.14	-13,094,872.31
	-50,020,197.16	
	-1,157,265.39	-1,688,850.76
	-67,823,897.69	-14,783,723.07

53

	552,279.65	827,045.02
	175,496.38	827,045.02
	376,783.27	

	27,695,896.42	6,047,828.04
	-18,448,149.18	2,475,130.03
	9,247,747.24	8,522,958.07

	226,716,924.25
	56,679,231.06
	-18,914,089.69

---

	44,133,964.68	29,807,106.38
--	---------------	---------------



	634,175,547.47	336,157,840.35
	634,193,283.76	336,192,268.30

60

1

	42,578,748.09	7.0827	301,572,499.10
	2,900,011.84	7.8592	22,791,773.08
	20,894.50	0.9062	18,935.01
	726,064,594.00	0.0502	36,457,881.46
	1,870,834.19	1.5415	2,883,974.40
	425,989.62	0.4181	178,106.26
	19,462,522.61	7.0827	137,847,208.89

2

---

	8,291,774.11
	762,730.24
	10,116,720.94

	64,027,721.00	44,894,362.95
--	---------------	---------------

Eaglerise Electric Electronic (Thailand) Co., Ltd.					2023 11 13
					2023 10 30

EAGLERISE RENEWABLE ERI4 9.1



	24,110,393.22				100.00%		
Eaglerise E & E (USA), Inc.	19,085,371.00				100.00%		
EAGLERISE SINGAPORE INVESTMENT HOLDING PTE. LTD.	11,378,828.46				100.00%		
	12,434,717.00				100.00%		
Eaglerise E & E Inc.	7,088,378.35				100.00%		
	36,750,000.00				60.00%		
	8,000,000.00				57.00%		

60%

81.82%

1.

				%		
E R LLC					100.00	

DEG INDUSTRIAL SUPPLIES SDN. BHD.					100.00	
HI - BEAM LIGHTING(M)SDN. BHD.					100.00	
EAGLERISE MALAYSIA SDN. BHD.					100.00	
					100.00	
					100.00	
EAGLERISE RENEWABLE ENERGY (USA) INC.					100.00	
NET ELECTRIC S. DER. L. DE C. V.					100.00	
NET ELECTRIC REAL ESTATE S. de R. L. de C. V.					100.00	
Eaglerise Electric Electronic (Thailand) Co., Ltd.					100.00	

2

1

1. DEG Industrial Supplies Sdn. Bhd.

DEG	70%	2023	5	DEG	77.67
DEG	70%		100%		

2

	DEG Industrial Supplies Sdn. Bhd.
/	
--	776,677.48
--	
/	776,677.48
/	-2,369,880.04
	-3,146,557.52
	-3,146,557.52

3

1

	/	/
	18,771,831.00	72,555,546.18
--	-3,763,518.02	-5,253,853.82
--	-3,763,518.02	-5,253,853.82

2022 6

77,809,400.00

16.0443%

2

							/

1

2

3

( )

12

12

12

12

64.25%	71.09%
64.66%	54.22%

2023 12 31				
	2023 12 31			
	1	1-2	2-3	3
	241,972,553.			
05				
	16,760,494.9			
6				

	174,450,163.1			
1				6,282,960.00
	1,598,138,457			6,282,960.00
.52				

1

31 2023 12 31 498.30 2023 12 60 1%

2

1

		68,741,155.45		

856,048,945.70

---

		924,790,101.15		

2

		856,048,945.70	
		856,048,945.70	

1

2

3

4

1



---

**4**


3

	250,000,000.00	2022 06 28	2023 06 27	
	50,000,000.00	2022 06 28	2023 06 27	
	50,000,000.00	2023 06 29	2024 06 28	
	350,000,000.00	2023 06 29	2024 06 28	
	30,000,000.00	2023 07 25	2024 07 24	
	100,000,000.00	2023 07 25	2024 07 24	
	200,000,000.00	2022 05 17	2025 05 16	
	150,000,000.00	2023 04 26	2026 04 26	
	100,000,000.00	2022 06 07	2025 06 06	
	55,000,000.00	2022 10 19	2023 10 18	
	10,000,000.00	2022 10 19	2024 01 24	
	100,000,000.00	2023 03 09	2023 08 12	
	30,000,000.00	2023 03 09	2023 08 12	
	200,000,000.00	2023 11 16	2024 11 15	
	10,000,000.00	2023 11 16	2024 11 15	
	40,000,000.00	2022 09 09	2024 03 09	
	80,000,000.00	2022 08 09	2023 03 16	
	80,000,000.00	2023 12 08	2024 10 08	
	300,000,000.00	2023 12 27	2024 12 26	

		400,000,000.00	2023 06 29	2024 06 28	
		350,000,000.00	2022 08 04	2025 08 03	



	52,954,041.44
	28,433,568.72

3



4



	28,433,568.72	
	28,433,568.72	

1

	391,319,691	6,121,100
		81,000
	385,117,591	10
	3.00	
	115,535,277.30	

2

1

1

2

			2021	-2023
	25,057,050.51	2021	-2023	
18,000,000.00	7,057,050.51			30
1,875.00				

1

1

1	1	523,625,041.23
	6	523,588,790.44
	7-12	36,250.79
1	2	
		523,625,041.23
		334,256,416.83
		334,210,174.79
		46,242.04
		227,353.03
		334,483,769.86

2

	523,625,041.23	100.00%	10,221,971.50	1.95%	513,403,069.73	334,483,769.86	100.00%	6,478,151.71	1.94%	328,005,618.15



3

	6,478,151.71	3,743,819.79				10,221,971.50
	6,478,151.71	3,743,819.79				10,221,971.50

--	--	--	--	--	--

4

	0.00

--	--	--	--	--	--

5

	469,286,985.60	149,219,671.91	618,506,657.51	91.38%	12,370,133.15
	30,624,459.82		30,624,459.82	4.52%	612,489.20
	7,276,950.09	3,965,223.65	11,242,173.74	1.66%	227,176.45
	8,238,503.02		8,238,503.02	1.22%	
	3,333,480.83		3,333,480.83	0.49%	
	518,760,379.36	153,184,895.56	671,945,274.92	99.27%	13,209,798.80

2

	862,506,674.80	331,188,550.49
	862,506,674.80	331,188,550.49

1A



---

		833,072,212.58		96.41%	
--	--	----------------	--	--------	--

6

3





	72,344,074.77				-3,552,046.61				50,020,197.16		18,771,831.00	50,020,197.16
	72,344,074.77				-3,552,046.61				50,020,197.16		18,771,831.00	50,020,197.16
	72,344,074.77				-3,552,046.61				50,020,197.16			

---

	1,311,036						1,311,036	
	,282.83							

0.00

0.00

0.00

0.00

--	--	--

5

	75,000,000.00	70,000,000.00
	-3,552,046.61	-5,465,325.23
		4,330,890.74
	4,862,658.61	385,910.20
		-11,932,386.94
	76,310,612.00	57,319,088.77

1

	-2,645,327.67	
	16,212,843.54	
	-8,377,985.44	-1,676.05

